







ProLaunch™ Velcro™ Installation

The Velcro™ (AKA hook & loop fastener) included in this package is to hold together the Platform and the Versa Mat.

Included with the Platform is:

		
2 pieces of LOOP (fabric with adhesive backed tape) that are 20" long and 2" wide.	1 piece of HOOK (plastic with no adhesive backed tape) that is 20" long and 4" wide.	1 piece of LOOP (already attached to platform)

- Flip the Versa Mat front edge over so that the foam is facing up. Make sure that the foam is clean and dry before applying Velcro LOOP tape. Line up the piece of LOOP on the front edge of mat where the unit will be placed.



- It will line up with the ProLaunch Platform.

- Once the LOOP tape is in the correct position on the Versa Mat, take the piece of LOOP tape and remove the backing exposing the adhesive. Press the adhesive onto the foam side of the stance mat
- Place the HOOK strip over the LOOP tape on the Stance Mat making sure that ½ of the hook strip is overhanging.



- Attach the 2" HOOK overhang to the LOOP piece on ProLaunch Platform.

